





BANCOS DE VESTUARIO

BENCH SEATS

BANCS POUR VESTIAIRES

BANCOS DE VESTIÁRIO

CARACTERÍSTICAS / CHARACTERISTICS / CARACTERISTIQUES / CARACTERISTICAS



Fácil montaje.  
Easy assembly.  
Montage facile.  
Facil montagem.



Gran resistencia.  
Great resistance.  
Très résistant.  
Muito resistente.



Recomendado para ambientes húmedos.  
Recommended for wet areas. Waterproof.  
Recommandé pour les environnements humides.  
Recomendado para lugares com humidade.



No es recomendable para espacios húmedos.  
Not recommended for wet spaces.  
Pas recommandé pour les environnements humides.  
Nao é recomendável para lugares com humidade.



Estructura soldada.  
Welded structure.  
Structure soudée.  
Estrutura soldada.



Fabricado en PVC.  
Manufactured in PVC.  
Fabriqué en pvc.  
Fabricação em pvc.



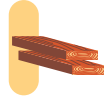
Fabricado en tubo de acero.  
Manufactured in steel tube.  
Fabriqué en tube d'acier.  
Construção em tubo de aço.



Chasis de tubo de acero.  
Steel tube chassis.  
Structure en tube d'acier soudé.  
Estrutura em tubo de aço soldado.



Se sirve desmontado.  
Delivered disassembled.  
Fourni démonté.  
Fornecemos tudo desmontado.



Listones de pino barnizado.  
Varnished pine wood slats.  
Lames de pin verni.  
Assento de pinheiro envernizado.



Microtexturado.  
Microtextured.  
Microtexturé.  
Microtexturado.



Sin montaje.  
Without assembly.  
Pas de montage.  
Sem montagem.



Pintado en Epoxi.  
Painted in Epoxy.  
Peinture en epoxi.  
Pintura em epoxi.



Color standard: Gris RAL 7035.  
Standard colour: Grey RAL 7035.  
Couleur standard: gris ral 7035.  
Cor standard: cinza ral 7035.



Pata regulable en altura.  
Legs adjustable in height.  
Pieds réglables en hauteur.  
Pés reguláveis em altura.



Perchas de zamak de triple gancho.  
Triple zamak hooks.  
Crochets en zamak.  
Ganchos triplos de zamak.



Espesores.  
Thicknesses.  
Épaisseurs.  
Espessura.



Bancos fabricados en tablero compacto de resinas fenólicas.  
Bench seats manufactured with HPL.  
Bancs pour vestiaires fabriqués en stratifié compact.  
Bancos de vestário comstruidos em resinas fenólicas.



Material de gran resistencia, hidrófugo, ignífugo y antibacteriano.  
Material of great resistance, hydrophobic, fire resistant and antibacterial.  
Matériel très résistant, hydrofuge, ignifuge et antibactérien.  
Material muito resistente, hidrófugo, ignífugo e antibacteriano.



Cantos redondeados.  
Rounded edges.  
Sans arête vive.  
Cantos redondeados.



Estructura en acero inoxidable AISI 304.  
Structure made of stainless steel AISI 304.  
Structure en acier inoxydable aisi 304.  
Estrutura em aço inox aisi 304.



Tablero de resina de polipropileno.  
Panel made of polypropylene resin.  
Panneau en résine de polypropilène.  
Painel de resina de polipropolene.



Plegable.  
Foldable.  
Pliant.  
Plegavel.



Canteado PVC.  
PVC-Edged.  
Finitions en PVC.  
Finição em PVC.



Fácil limpieza.  
Easy cleaning.  
Nettoyage facile.  
Fácil limpeza.



Inox.  
Stainless steel.  
Inox.  
Inox.



Asiento con lamas de tablero fenólico de 10 mm de espesor y repisa zapatero.  
Seat made of phenolic slats of 10 mm thickness and shoe rack.  
Assise avec lames en stratifié compact épaisseur 10 mm et étagère pour chaussures.  
Assento em fenólico de 10 mm de espessura e opção sapateiro.



Asiento de melamina y repisa de acero.  
Seat in melamine and steel shoe rack.  
Assise en mélamine et étagère pour chaussures en acier.  
Assento de madeira de tola e repisa para os sapatos em aço.



Asiento y repisa de melamina de 16 mm.  
Seat and shoe rack in melamine of 16 mm thickness.  
Assise et étagère pour chaussures en mélamine de 16 mm.  
Assento e opção para por os sapatos de madeira de tola de 16 mm.



Patas de acero.  
Steel legs.  
Pieds en acier.  
Pés em aço.



Tornillería en acero inoxidable.  
Screws in stainless steel.  
Vis en acier inoxydable.  
Parafusos em aço inox.





**MOD. BANC-2-1500**  
COD. 79013



**MOD. BANC-3-1500-FEN DC**  
COD. 79558

BANCOS DE VESTUARIO  
BENCH SEATS  
BANCS POUR VESTIAIRES  
BANCOS DE VESTIÁRIO



**MOD. REP-FEN-1500**  
COD. 79941



**MOD. COLG-3-2000**  
COD. 79920



**MOD. BANC-H-1500**  
COD. 79150



**MOD. BANC-1-PVC-1000**  
COD. 79101



**MOD. BANC-ME-1500**  
COD. 79009



## BANCOS EN ACERO

STEEL BENCH SEATS  
BANCS EN ACIER  
BANCOS EM AÇO



**MOD. BANC-H-1500**  
COD. 79150



**Opción: Contera regulable en altura**  
Option: Legs adjustable  
Option: Pieds réglables  
Opção: pés reguláveis



**Opción: Fijación a suelo**  
Option: Floor fixing  
Option: fixation au sol  
Opção: fixação Piso

COD.	MOD.	↑↓	↔	↗	kg	M <sup>3</sup>
79100	BANC-H-1000	530	1000	350	12,0	0,19
79150	BANC-H-1500	530	1500	350	18,0	0,28
79200	BANC-H-2000	530	2000	350	24,0	0,37

### CARACTERÍSTICAS / CHARACTERISTICS / CARACTERISTIQUES / CARACTERISTICAS



## COLGADORES

WALL COAT HOOK  
PATERES  
CABIDES



**MOD. COLG-6-900**  
COD. 79960



**MOD. COLG-5-600**  
COD. 79955



**MOD. COLG-4-400**  
COD. 79950



**MOD. COLG-3-2000**  
COD. 79920



**MOD. COLG-2-1500**  
COD. 79915



**MOD. COLG-1-1000**  
COD. 79910

## BANCOS EN MADERA Y ACERO

WOODEN AND STEEL BENCH SEATS

BANCS EN BOIS ET DE L'ACIER

BANCOS EM MADEIRA E AÇO



MOD. BANC-1-1500  
COD. 79001



**Opción repisa zapatero**  
Shoe rack option  
Option étagère pour  
chaussures  
Opção sapateiro



**Opción: Fijación a suelo**  
Option: Floor fixing  
Option: fixation au sol  
Opção: fixação Piso



**Opción: Contera regulable en altura**  
Option: Legs adjustable  
Option: Pieds réglables  
Opção: pés reguláveis



### CARACTERÍSTICAS / CHARACTERISTICS / CARACTERISTIQUES / CARACTERISTICAS



COD.	MOD.	↑↓	↔	↗↘	kg	M <sup>3</sup>
79004	BANC-mini	480	700	340	8,0	0,11
79010	BANC-1-1000	480	1000	340	9,5	0,16
79001	BANC-1-1500	480	1500	340	14,0	0,23
79020	BANC-1-2000	480	2000	340	18,0	0,31

## BANCOS EN MADERA Y ACERO

WOODEN AND STEEL BENCHES SEATS  
BANCS EN BOIS ET DE L'ACIER  
BANCOS EM MADEIRA E AÇO



**Opción repisa zapatero**  
Shoe rack option  
Option étagère pour chaussures  
Opção sapateiro



**Opción: Fijación a suelo**  
Option: Floor fixing  
Option: fixation au sol  
Opção: fixação Piso



**Opción: Contera regulable en altura**  
Option: Legs adjustable  
Option: Pieds réglables  
Opção: pés reguláveis

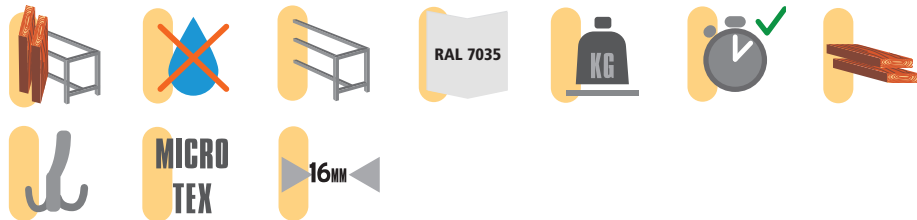


**MOD. BANC-2-1500**  
COD. 79013



**MOD. BANC-2-1500 DC**  
COD. 79213

### CARACTERÍSTICAS / CHARACTERISTICS / CARACTERISTIQUES / CARACTERISTICAS



COD.	MOD.	↑↓	↔	↗↘	⌋	kg	M <sup>3</sup>
79012	BANC-2-1000	1745	1000	355	4	16,0	0,23
79013	BANC-2-1500	1745	1500	355	7	24,0	0,30
79014	BANC-2-2000	1745	2000	355	9	29,0	0,31
79212	BANC-2-1000 DC	1745	1000	685	8	28,0	0,46
79213	BANC-2-1500 DC	1745	1500	685	12	42,0	0,60
79214	BANC-2-2000 DC	1745	2000	685	16	52,0	0,62



## BANCOS EN MADERA Y ACERO

WOODEN AND STEEL BENCHES SEATS

BANCS EN BOIS ET DE L'ACIER

BANCOS EM MADEIRA E AÇO



MOD. BANC-3-1500  
COD. 79023



MOD. BANC-3-1500 DC  
COD. 79223



Opción repisa zapatero  
Shoe rack option  
Option étagère pour  
chaussures  
Opção sapateiro

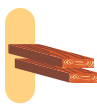
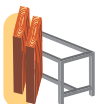


Opción: Fijación a suelo  
Option: Floor fixing  
Option: fixation au sol  
Opção: fixação Piso



Opción: Contera  
regulable en altura  
Option: Legs adjustable  
Option: Pieds réglables  
Opção: pés reguláveis

### CARACTERÍSTICAS / CHARACTERISTICS / CARACTERISTIQUES / CARACTERISTICAS



COD.	MOD.	↑↓	↔	↗↘	⌋	kg	M <sup>3</sup>
79022	BANC-3-1000	1800	1000	355	4	21,5	0,28
79023	BANC-3-1500	1800	1500	355	7	28,5	0,36
79024	BANC-3-2000	1800	2000	355	9	33,5	0,45
79222	BANC-3-1000 DC	1800	1000	685	8	37,0	0,48
79223	BANC-3-1500 DC	1800	1500	685	12	51,0	0,62
79224	BANC-3-2000 DC	1800	2000	685	16	61,0	0,64

## BANCOS EN MADERA Y ACERO

WOODEN AND STEEL BENCH SEATS  
BANCS EN BOIS ET DE L'ACIER  
BANCOS EM MADEIRA E AÇO



Opción repisa zapatero  
Shoe rack option  
Option étagère pour  
chaussures  
Opção sapateiro



Opción: Fijación a suelo  
Option: Floor fixing  
Option: fixation au sol  
Opção: fixação Piso



Opción: Contera regulable en altura  
Option: Legs adjustable  
Option: Pieds réglables  
Opção: pés reguláveis

COD.	MOD.	↑	↔	↗	kg	M <sup>3</sup>
79300	BANC-4-1000	810	1000	420	11,5	0,34
79325	BANC-4-1500	810	1500	420	16,5	0,51
79350	BANC-4-2000	810	2000	420	20,5	0,68

### CARACTERÍSTICAS / CHARACTERISTICS / CARACTERISTIQUES / CARACTERISTICAS



## REPISAS

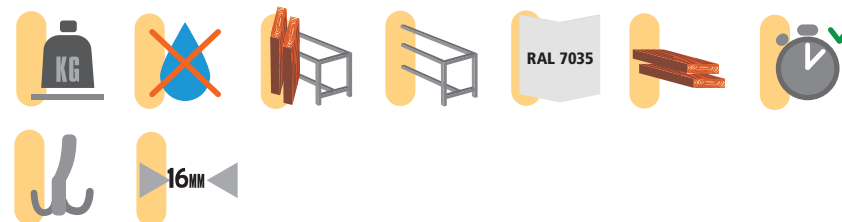
WOODEN AND STEEL BENCH SEATS  
BANCS EN BOIS ET DE L'ACIER  
BANCOS EM MADEIRA E AÇO



MOD. REP-MAD-1500  
COD. 79916

COD.	MOD.	↑	↔	↗	hook	kg	M <sup>3</sup>
79911	REP-MAD-1000	270	1.000	355	4	7,0	0,11
79916	REP-MAD-1500	270	1.500	355	7	10,0	0,16
79921	REP-MAD-2000	270	2.000	355	9	13,0	0,22

### CARACTERÍSTICAS / CHARACTERISTICS / CARACTERISTIQUES / CARACTERISTICAS



## BANCOS EN MADERA

WOODEN BENCH SEATS  
BANCS EN BOIS  
BANCOS EM MADEIRA



MOD. BANC-1-1500-MA  
COD. 79425

COD.	MOD.	↑↓	↔	↗↘	kg	M <sup>3</sup>
79400	BANC-1-1000-MA	480	1000	330	8,0	0,16
79425	BANC-1-1500-MA	480	1500	330	12,0	0,24
79450	BANC-1-2000-MA	480	2000	330	16,0	0,32

### CARACTERÍSTICAS / CHARACTERISTICS / CARACTERISTIQUES / CARACTERISTICAS



## BANCOS EN MADERA

WOODEN BENCH SEATS  
BANCS EN BOIS  
BANCOS EM MADEIRA



MOD. BANC-4-1500-MA  
COD. 79435

COD.	MOD.	↑↓	↔	↗↘	kg	M <sup>3</sup>
79410	BANC-4-1000-MA	830	1000	390	12	0,33
79435	BANC-4-1500-MA	830	1500	390	17	0,49
79460	BANC-4-2000-MA	830	2000	390	21	0,65

### CARACTERÍSTICAS / CHARACTERISTICS / CARACTERISTIQUES / CARACTERISTICAS



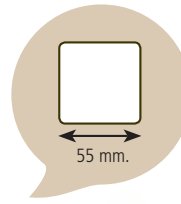


## BANCOS EN PVC

PVC BENCH SEATS  
BANCS EN PVC  
BANCOS EM PVC




MOD. BANC-1-PVC-1500  
COD. 79102



MOD. BANC-1-PVC-2000-DC  
COD. 79113




MOD. BANC-PARED-1500-PVC  
COD. 79115




### CARACTERÍSTICAS / CHARACTERISTICS / CARACTERISTIQUES / CARACTERÍSTICAS



### TUBO / TUBE / TUBE / TUBO



### TAPONES / CAPS / BOUCHONS / TAMPA



COD.	MOD.	↑	↔	↗	kg	M <sup>3</sup>
79101	BANC-1-PVC-1000	490	1.000	420	8	0,20
79102	BANC-1-PVC-1500	490	1.500	420	10	0,30
79103	BANC-1-PVC-2000	490	2.000	420	13	0,41
79111	BANC-1-PVC-1000-DC	490	1.000	750	15	0,37
79112	BANC-1-PVC-1500-DC	490	1.500	750	18	0,55
79113	BANC-1-PVC-2000-DC	490	2.000	750	24	0,73
79114	BANC-PARED-PVC-1000	370	1.000	325	10	0,12
79115	BANC-PARED-PVC-1500	370	1.500	325	12	0,18
79116	BANC-PARED-PVC-2000	370	2.000	325	15	0,24

## BANCOS EN PVC

PVC BENCH SEATS

BANCS EN PVC

BANCOS EM PVC



MOD. BANC-3-PVC-1500  
COD. 79132



MOD. BANC-3-PVC-1500 DC  
COD. 79164

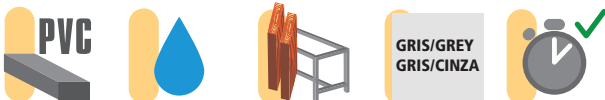
### TUBO / TUBE / TUBE / TUBO



### TAPONES / CAPS / BOUCHONS / TAMPA



### CARACTERÍSTICAS / CHARACTERISTICS / CARACTERISTIQUES / CARACTERISTICAS



COD.	MOD.	↑	↔	↗	⌋	kg	M <sup>3</sup>
79131	BANC-3-PVC-1000	1950	1.000	500	4	17	0,30
79132	BANC-3-PVC-1500	1950	1.500	500	6	22	0,45
79133	BANC-3-PVC-2000	1950	2.000	500	8	28	0,61
79162	BANC-3-PVC-1000-DC	1950	1.000	750	8	32	0,50
79164	BANC-3-PVC-1500-DC	1950	1.500	750	12	39	0,75
79166	BANC-3-PVC-2000-DC	1950	2.000	750	16	52	1,02



## ESTANTERÍAS EN PVC

PVC RACKS

RAYONNAGES EN PVC

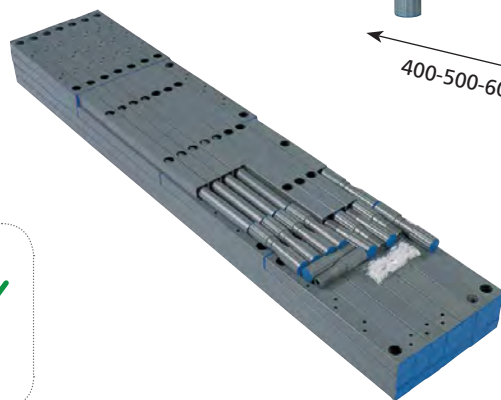
ESTANTES EM PVC





# ESTANTERÍAS EN PVC

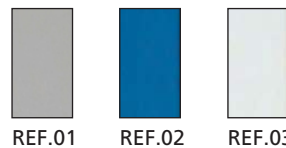
PVC RACKS  
RAYONNAGES EN PVC  
ESTANTES EM PVC



**CARACTERÍSTICAS / CHARACTERISTICS /**  
CARACTERISTIQUES / CARACTERISTICAS



**TUBO / TUBE / TUBE / TUBO**



**TAPONES / CAPS /**  
BOUCHONS / TAMPA

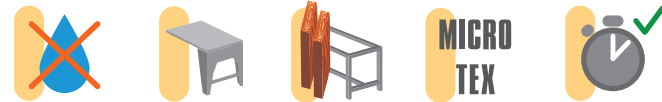




MOD. BANC-FI-1500  
COD.79006

COD.	MOD.	↕	↔	↗	kg	M <sup>3</sup>
79005	BANC-FI-1000	460	1000	325	11,7	0,15
79006	BANC-FI-1500	460	1500	325	17,5	0,22
79007	BANC-FI-2000	460	2000	325	20,5	0,30

CARACTERÍSTICAS / CHARACTERISTICS / CARACTERISTIQUES / CARACTERISTICAS



MOD. BANC-ME-1500  
COD.79009

COD.	MOD.	↕	↔	↗	kg	M <sup>3</sup>
79008	BANC-ME-1000	480	1000	325	12,0	0,19
79009	BANC-ME-1500	480	1500	325	16,5	0,29
79011	BANC-ME-2000	480	2000	325	20,5	0,38

CARACTERÍSTICAS / CHARACTERISTICS / CARACTERISTIQUES / CARACTERISTICAS



MOD. BANC-MHD-1500  
COD.79016

COD.	MOD.	↕	↔	↗	kg	M <sup>3</sup>
79015	BANC-MHD-1000	460	1000	325	12,0	0,15
79016	BANC-MHD-1500	460	1500	325	16,5	0,22
79017	BANC-MHD-2000	460	2000	325	20,5	0,30

CARACTERÍSTICAS / CHARACTERISTICS / CARACTERISTIQUES / CARACTERISTICAS



## BANCOS EN FENÓLICO

PHENOLIC BENCH SEATS  
BANCS EN STRATIPIÉ MASSIF  
BANCOS EM FÓRMICA

Opción repisa zapatero  
Shoe rack option  
Option étagère pour chaussures  
Opção: sapateiro



MOD. BANC-1-1500-FEN  
COD. 79502



MOD. BANC-PARED 1500-FEN  
COD. 79511

Opción: Fijación a suelo  
Option: Floor fixing  
Option: fixation au sol  
Opção: fixação Piso



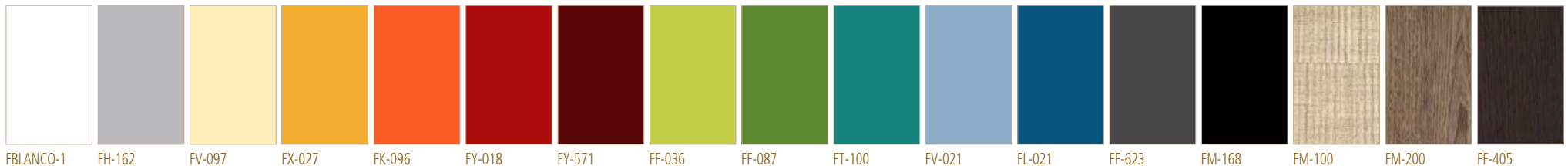
COD.	MOD.	↑↓	↔	↗↘	kg	M <sup>3</sup>
79501	BANC-1-1000-FEN	480	1000	340	12,0	0,16
79502	BANC-1-1500-FEN	480	1500	340	18,0	0,24
79503	BANC-1-2000-FEN	480	2000	340	24,0	0,33
79510	BANC-PARED 1000-FEN	330	1000	400	9,0	0,13
79511	BANC-PARED 1500-FEN	330	1500	400	15,0	0,20
79512	BANC-PARED 2000-FEN	330	2000	400	21,0	0,26

### CARACTERÍSTICAS / CHARACTERISTICS / CARACTERISTIQUES / CARACTERISTICAS



Opción/Option  
Option/Opção

### COLORES STANDARD / STANDARD COLOURS / COULEURS STANDARD / CORES STANDARD



FBLANCO-1

FH-162

FV-097

FX-027

FK-096

FY-018

FY-571

FF-036

FF-087

FT-100

FV-021

FL-021

FF-623

FM-168

FM-100

FM-200

FF-405

OTROS COLORES CONSULTAR / OTHER COLOURS ON REQUEST / AUTRES COULEURS SUR DEMANDE / OUTRAS CORES PERGUNTAR



# BANCOS EN FENÓLICO

PHENOLIC BENCH SEATS  
 BANCOS EN STRATIÁIE MASSIF  
 BANCOS EM FÓRMICA



**MOD. BANC-2-1500-FEN**  
 COD. 79505



**MOD. BANC-3-1500-FEN**  
 COD. 79508



**Opción repisa zapatero**  
 Shoe rack option  
 Option étagère pour chaussures  
 Opção: sapateiro

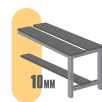


**Contera regulable en altura**  
 Legs adjustable  
 Pieds réglables  
 Pés reguláveis



**Opción: Fijación a suelo**  
 Option: Floor fixing  
 Option: fixation au sol  
 Opção: fixação Piso

## CARACTERÍSTICAS / CHARACTERISTICS / CARACTERISTIQUES / CARACTERISTICAS



COD.	MOD.	↑↓	↔	↗↘	⌋	kg	M <sup>3</sup>
79504	BANC-2-1000-FEN	1745	1000	355	5	24,0	0,23
79505	BANC-2-1500-FEN	1745	1500	355	8	32,0	0,30
79506	BANC-2-2000-FEN	1745	2000	355	10	37,0	0,31
79507	BANC-3-1000-FEN	1800	1000	355	5	31,5	0,23
79508	BANC-3-1500-FEN	1800	1500	355	8	38,5	0,30
79509	BANC-3-2000-FEN	1800	2000	355	10	43,5	0,31

## BANCOS EN FENÓLICO DOBLE CARA

PHENOLIC BENCH SEATS  
BANCS EN STRATIPIÈ MASSIF  
BANCOS EM FÓRMICA



Opción repisa zapatero  
Shoe rack option  
Option étagère pour chaussures  
Opção: sapateiro

MOD. BANC-2-1000-FEN DC  
COD. 79554



Opción: Fijación a suelo  
Option: Floor fixing  
Option: fixation au sol  
Opção: fixação Piso



Contera regulable en altura  
Legs adjustable  
Pieds réglables  
Pés reguláveis

### CARACTERÍSTICAS / CHARACTERISTICS / CARACTERISTIQUES / CARACTERISTICAS



EPOXI

RAL 7035

HPL




MOD. BANC-3-1500-FEN DC  
COD. 79558

COD.	MOD.	↑↓	↔	↗↘	⌋	⚖	M <sup>3</sup>
79557	BANC-3-1000-FEN DC	1800	1000	685	10	63	0,46
79558	BANC-3-1500-FEN DC	1800	1500	685	16	77	0,60
79559	BANC-3-2000-FEN DC	1800	2000	685	20	87	0,62
79554	BANC-2-1000-FEN DC	1745	1000	685	10	48	0,46
79555	BANC-2-1500-FEN DC	1745	1500	685	16	64	0,60
79556	BANC-2-2000-FEN DC	1745	2000	685	20	74	0,62

## COLGADORES

WALL COAT HOOK  
PATERES  
CABIDES



MOD. PER-FEN-1000  
COD. 79930

COD.	MOD.	↑↓	↔	↗	⬇	kg	M <sup>3</sup>
79930	PER-FEN-1000	110	1000	5	3,0	0,009	
79931	PER-FEN-1500	110	1500	8	5,0	0,013	
79932	PER-FEN-2000	110	2000	10	8,0	0,018	


## REPISAS

WOODEN AND STEEL BENCH SEATS  
BANCS EN BOIS ET DE L'ACIER  
BANCOS EM MADEIRA E AÇO



MOD. REP-FEN-1500  
COD. 79941

COD.	MOD.	↑↓	↔	↗	⬇	kg	M <sup>3</sup>
79940	REP-FEN-1000	270	1000	400	5	8,0	0,11
79941	REP-FEN-1500	270	1500	400	8	11,0	0,16
79942	REP-FEN-2000	270	2000	400	10	14,0	0,22





## BANCOS EN FENÓLICO DISEÑO

PHENOLIC BENCH SEATS DESIGN

BANCS EN STRATIÉE MASSIF CONCEPTION

BANCOS EM FÓRMICA PROJETO



MOD.BANC-1-1500-DIS  
COD. 79625




### CARACTERÍSTICAS / CHARACTERISTICS / CARACTERISTIQUES / CARACTERISTICAS



COD.	MOD.	↑↓	↔	↗	kg	M <sup>3</sup>
79600	BANC-1-1000-DIS	490	1000	350	20,0	0,17
79625	BANC-1-1500-DIS	490	1500	350	26,0	0,26
79650	BANC-1-2000-DIS	490	2000	350	32,0	0,34

### COLORES STANDARD / STANDARD COLOURS / COULEURS STANDARD / CORES STANDARD



FBLANCO-1

FH-162

FV-097

FX-027

FK-096

FY-018

FY-571

FF-036

FF-087

FT-100

FV-021

FL-021

FF-623

FM-168

FM-100

FM-200

FF-405

OTROS COLORES CONSULTAR / OTHER COLOURS ON REQUEST / AUTRES COULEURS SUR DEMANDE / OUTRAS CORES PERGUNTAR

## BANCOS EN FENÓLICO MOD. ISLA

PHENOLIC BENCH SEATS  
BANCS EN STRATIPIÉ MASSIF  
BANCOS EM FÓRMICA



MOD: BANC-1-1500-ISL  
COD. 79702



MOD. BANC-2-1500-ISL  
COD. 79705



MOD. BANC-3-1500-ISL  
COD. 79708

### CARACTERÍSTICAS / CHARACTERISTICS / CARACTERISTIQUES / CARACTERISTICAS



COD.	MOD.	↑	↔	↗	↓	kg	M <sup>3</sup>
79701	BANC-1-1000-ISL	480	1000	340	-	14,0	0,16
79702	BANC-1-1500-ISL	480	1500	340	-	20,0	0,24
79703	BANC-1-2000-ISL	480	2000	340	-	26,0	0,33
79704	BANC-2-1000-ISL	1745	1000	370	5	26,0	0,23
79705	BANC-2-1500-ISL	1745	1500	370	8	34,0	0,30
79706	BANC-2-2000-ISL	1745	2000	370	10	39,0	0,31
79707	BANC-3-1000-ISL	1800	1000	370	5	33,5	0,23
79708	BANC-3-1500-ISL	1800	1500	370	8	40,5	0,30
79709	BANC-3-2000-ISL	1800	2000	370	10	45,5	0,31



MOD: BANC-1-1500-ISL-DC  
COD. 79752



MOD. BANC-2-1500-ISL-DC  
COD. 79755



MOD. BANC-3-1500-ISL-DC  
COD. 79758

COD.	MOD.	↑↓	↔	↗↘	↓	kg	M <sup>3</sup>
79751	BANC-1-1000-ISL-DC	480	1000	710	-	26,0	0,34
79752	BANC-1-1500-ISL-DC	480	1500	710	-	38,0	0,51
79753	BANC-1-2000-ISL-DC	480	2000	710	-	50,0	0,68
79754	BANC-2-1000-ISL-DC	1745	1000	710	10	50,0	0,46
79755	BANC-2-1500-ISL-DC	1745	1500	710	16	66,0	0,60
79756	BANC-2-2000-ISL-DC	1745	2000	710	20	76,0	0,62
79757	BANC-3-1000-ISL-DC	1800	1000	710	10	65,0	0,46
79758	BANC-3-1500-ISL-DC	1800	1500	710	16	79,0	0,60
79759	BANC-3-2000-ISL-DC	1800	2000	710	20	89,0	0,62



## BANCOS ECO EN MADERA Y ACERO

WOODEN AND STEEL ECO BENCHES  
BANCS ECO EN BOIS ET DE L'ACIER  
BANCOS ECO EM MADEIRA E AÇO



MOD. BANC-ECO-1-1500  
COD. 97001



MOD. BANC-ECO-3-1500  
COD. 97023



MOD. BANC-ECO-3-1500-DC  
COD. 97223



Opción repisa zapatero  
Shoe rack option  
Option étagère pour  
chaussures  
Opção sapateiro



Opción: Fijación a suelo  
Option: Floor fixing  
Option: fixation au sol  
Opção: fixação Piso



Opción: Contera regulable en altura  
Option: Legs adjustable  
Option: Pieds réglables  
Opção: pés reguláveis

### CARACTERÍSTICAS / CHARACTERISTICS / CARACTERISTIQUES / CARACTERISTICAS



COD.	MOD.	↑↓	↔	↗↘	⬇	kg	M <sup>3</sup>
97010	BANC-ECO-1-1000	480	1000	325		9,5	0,16
97001	BANC-ECO-1-1500	480	1500	325		12	0,23
97020	BANC-ECO-1-2000	480	2000	325		16	0,31

COD.	MOD.	↑↓	↔	↗↘	⬇	kg	M <sup>3</sup>
97022	BANC-ECO-3-1000	1800	1000	355	4	21,5	0,28
97023	BANC-ECO-3-1500	1800	1500	355	7	24,5	0,36
97024	BANC-ECO-3-2000	1800	2000	355	9	29,5	0,45
97222	BANC-ECO-3-1000 DC	1800	1000	700	8	37,0	0,44
97223	BANC-ECO-3-1500 DC	1800	1500	700	12	44,0	0,61
97224	BANC-ECO-3-2000 DC	1800	2000	700	16	54,0	0,78

## BANCOS ECO EN MADERA Y ACERO

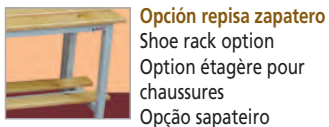
WOODEN AND STEEL ECO BENCHES  
BANCS ECO EN BOIS ET DE L'ACIER  
BANCOS ECO EM MADEIRA E AÇO



MOD. BANC-ECO-2-1500-DC  
COD. 97213



MOD. BANC-ECO-2-1500  
COD. 97013



Opción repisa zapatero  
Shoe rack option  
Option étagère pour chaussures  
Opção sapateiro



Opción: Fijación a suelo  
Option: Floor fixing  
Option: fixation au sol  
Opção: fixação Piso



Opción: Contera regulable en altura  
Option: Legs adjustable  
Option: Pieds réglables  
Opção: pés reguláveis

### CARACTERÍSTICAS / CHARACTERISTICS / CARACTERISTIQUES / CARACTERISTICAS



COD.	MOD.	↑	↔	↗	⌋	kg	M <sup>3</sup>
97012	BANC-ECO-2-1000	1745	1000	355	4	16,0	0,27
97013	BANC-ECO-2-1500	1745	1500	355	7	20,0	0,35
97014	BANC-ECO-2-2000	1745	2000	355	9	25,0	0,42
97212	BANC-ECO-2-1000 DC	1745	1000	700	8	28,0	0,42
97213	BANC-ECO-2-1500 DC	1745	1500	700	12	38,0	0,48
97214	BANC-ECO-2-2000 DC	1745	2000	700	16	48,0	0,73